

LEARN...
Sample pages
from English 2

A world of words 5 to 8

L5. The animal world

frog _____
tiger _____
lion _____
snake _____
rabbit _____
horse _____
monkey _____

L6. Outside

air _____
sky _____
water _____
plants _____
town _____
garden _____
cloud _____

L7. Inside

room _____
chair _____
carpet _____
table _____
floor _____
walls _____
bookcase _____

L8. Feeling hungry

eat _____
cook _____
lunch _____
milk _____
fruit _____
sandwich _____
snack _____

A world of words 9 to 12



L9. Where is it?

here _____
there _____
next to _____
near _____
front _____
behind _____
beside _____

L10. Once upon a time

wish _____
brave _____
magic _____
fairy _____
witch _____
monster _____
happily _____

L11. In the playground

ball _____
game _____
race _____
chat _____
skip _____
group _____
alone _____

L12. Reading and writing

book _____
page _____
paper _____
pencil _____
read _____
write _____
title _____

LEARN...
Sample pages
from English 2

Rules, patterns and important words 25 to 28

L25. Suffixes added to y words

merry _____
merriment _____
happy _____
happily _____
happiness _____
plenty _____
plentiful _____

L26. Plurals add s

key _____
keys _____
donkey _____
donkeys _____
monkey _____
monkeys _____
chimney _____
chimneys _____

L27. Ending: y changes to i

fly _____
flies _____
tries _____
copies _____
carries _____
replies _____
ladies _____

L28. Ending: copied, copying

copy _____
copied _____
copying _____
copier _____
cry _____
crying _____
cried _____

Rules, patterns and important words 29 to 32

L29. Ending: camel

camel _____
tunnel _____
funnel _____
squirrel _____
towel _____
tinsel _____
travel _____

L30. Ending: apple

apple _____
table _____
bottle _____
little _____
middle _____
kettle _____
double _____

L31. Ending: age and edge

age _____
edge _____
badge _____
bridge _____
dodge _____
change _____
village _____

L32. Ending: action

action _____
station _____
fiction _____
motion _____
nation _____
section _____
national _____

PRACTISE...

Sample pages from English 2

Practising Language 5a

Story time: lost!

Anita got lost, but luckily she knew what to do. Read the story and answer the questions.

Anita was getting very impatient. Her Mum had been promising to buy her a scrapbook for ages and now they were finally shopping together in the right store.

The problem was that the stationery department was on the fifth floor and they had to keep stopping on the way up to buy other things – an umbrella, a new frying pan and some towels.

When Mum sat down and started trying on different pairs of shoes, Anita decided she'd had enough.



P5a

What did Anita want to buy?

- shoes
- an umbrella
- a scrapbook
- a badge

What was Anita's Mum trying on? _____

Tick the items you would expect a stationery department to sell.

- towels
- scrapbooks
- envelopes
- toys
- pens
- cameras
- glue
- games

Why was Anita feeling impatient? _____

Practising Language 5b



Anita found the escalator and rode up to the fifth floor by herself. The stationery department was huge and she had to search for some time to find a scrapbook. Then she looked around for the escalator to go back down to the shoe department, but she couldn't find it. Anita began to feel tired and upset and she knew Mum would be worried too.

Mum had told her never to speak to strangers but to go to a member of staff if she ever got lost, so that's what Anita did. She went up to one of the assistants who was serving behind the counter and wearing a badge.



P5b

Why couldn't Anita get downstairs to her mother?

- She was too tired.
- She couldn't find the right escalator.
- The lift was broken.
- She didn't know where her Mum was.

Who did Anita speak to?

- customer
- nobody
- shop assistant
- announcer

How did Anita know who to speak to when she needed help?

PRACTISE...
Sample pages
from English 2

Practising Language 11a and 11b

Speak and spell

Spelling is fun for Bright Sparks!
These puzzles will help you learn
how to spell some useful words.

P11a

Robbie didn't know where the key would fit or what he would find.

Where and what are two examples of words beginning with wh-.

- Look at the picture clues and fill in the words. They all begin with wh-.

- Draw or write a clue for the word you can read downwards.

P11b

Homophones are words which sound the same but are spelt differently and have a different meaning, for example:


They're looking at the blackbird in their garden over there.

Practising Language 11b and 11c



- Match these words to the correct picture:

sun son night knight write right



P11c

- Choose the correct word to complete the sentences:

there their they're
a place belonging to them they are

- What are you doing over _____?
- The children had to finish _____ homework first.
- Sam said that _____ going swimming tomorrow.
- Look, _____ are some boys playing in the skate park.

- Write a sentence using each of these words:

hear here blew blue

PRACTISE...
Sample pages
from English 2

Practising Language 20a and 20b

Sparky spelling

P20a

- Some of these words have **two vowels** missing. Choose from:

ai au ee ea ei oo oi ou

- At the match, the **s**nd of fans **ch**ring when th**er** t**o**m scored was very **l**od.

sound ch ring th r t m l d

- Br**o**d is a basic f**o**od ar**o**und the world and is very g**o**od for y**o**.

Br d f d ar nd g d y

- The cat c**o**ught its t**o**l under a ch**o**r and hissed.

c ght t l ch r

P20b

Have you noticed that **full** has two **lls** when it is used alone, but only one **l** when it is at the end of a word?

Be **careful** when you walk as the path is **full** of sharp stones.

- Add **-ful** to these words:


joy play cheer power

- Write a sentence of your own using one of these new words.

Practising Language 20b and 20c



- Look at the anagrams and find the word ending in **-ful**. The pictures will help you.



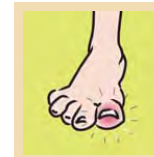
TUEBALIFU

A sunset.



FOROULCUL

A picture.



NIPLUAF

..... foot.



ROPLUEFW

..... muscles.

P20c

- Suffixes can be added to the end of a word. Complete the grid by adding suffixes to each word.

root word	-ful	-fully	-less
help	helpful		
hope			hopeless
fear			
use		usefully	
thought			

- What will these words become?

sad

hard

good

+

ness

THINK... Sample pages from English 2

Thinking Tasks 9 to 12

T9. Getting a setting

- The setting of a story is where it happens and when.
- Copy out these settings and then try and think of at least two books or films for each one.

Fantasy/fairy tale setting
Shrek/Cinderella
Traditional setting...
Real life setting...

T10. Behind the door

- Read the story about Robbie and the key in P9.
- In five more sentences, write what Robbie saw when he opened the door.
- Start like this:

The door creaked open. I could hardly believe my eyes.

- Read your sentences aloud with expression.




T11. Amazing animals

- Put two headings at the top of your page:

Nasty	Good
<i>Sheer Khan</i>	<i>Mowgli</i>

- Think of as many animal characters as you can.
- List your characters under the two headings.
- Underline your six best characters.
- Write a reason why you like each one.



T12. Speech bubbles

- A speech bubble is a circle around words that are said and is often used in cartoons.
- Think of a real conversation you have had today and write it in speech bubbles, for example:

Mum and me this morning.

Get up! It's late!

I'm coming.

Thinking Tasks 13 to 16

What do you call a funny book about eggs?



T13. My own dictionary

- Choose a subject you know about – something you have learned from school or something you are interested in yourself.
- Think of four or five words connected with this subject and give an explanation of what they mean. List the words in alphabetical order, for example:

Space

astronaut: a person trained to work in space.

galaxy: a large group of stars and planets.

rocket: a machine which flies into space.

star: a bright light in the night sky.



T14. What happened yesterday

- Write down five things that you did yesterday that are different to what you have done today.
- Make sure you use the past tense of the verbs, for example:

Yesterday I went to visit my Granny at her house after school.

T15. How to do it

- Use a flow chart to explain how to do something.
- Choose from: how to clean your teeth, how to eat breakfast, how to feed your pet or your own subject.

Choose a suitable postcard.

Write the person's name and address.

Write your message.

Stick on a stamp.

Post it.



T16. Yoodi goes home

- Look at the story of Yoodi in P13 to P16.
- It's up to you to write the end of the story. Did Yoodi's spacecraft get repaired? Did he fly home? Did the children ever hear from him again?
- You're the writer, so you decide!

